

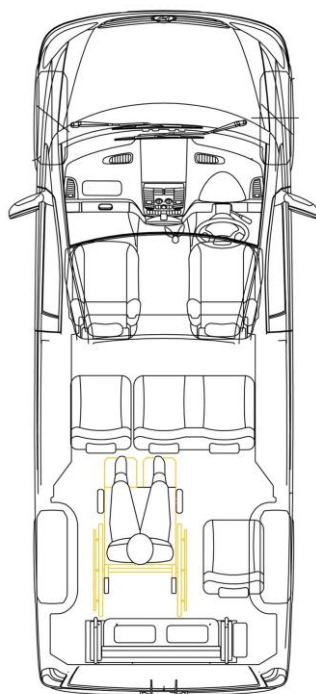
Small Vans (Family sized Vehicles) – Sample Vehicle Layouts

Most suitable for families or organisations accommodating one wheelchair passenger

Sample Layouts

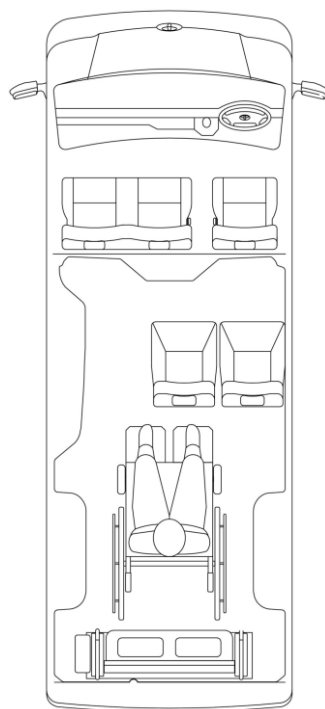
HYUNDAI IMAX/ILOAD

6 seats including driver & 1 wheelchair 1150 x 675mm



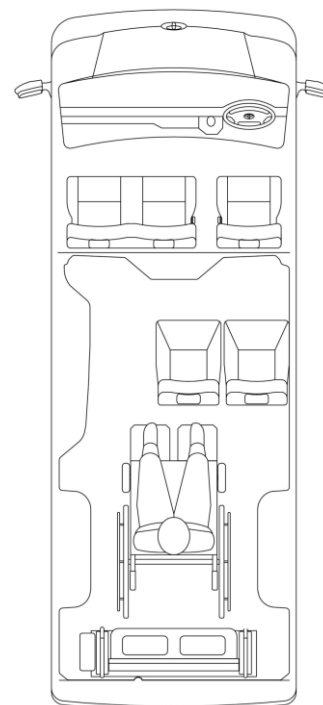
TOYOTA HIACE LWB VAN

5 seats including driver & 1 wheelchair 1300 x 800mm



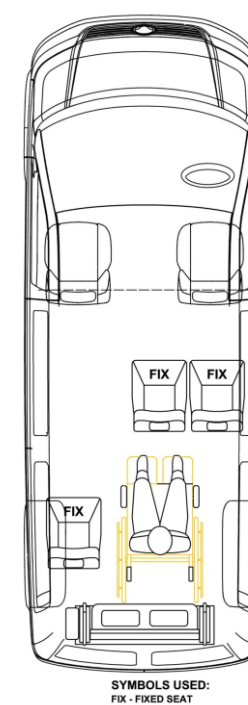
MERCEDES VITO

5 seats including driver & 1 wheelchair 1300 x 800mm



VW TRANSPORTER

5 seats including driver & 1 wheelchair 1150 x 675mm



SYMBOLS USED:
FIX - FIXED SEAT

These are sample floor plans only. We can customise layouts for your individual needs.

Please contact ATS on **02 9780 6000** for more information.